

About Lumis®


After recognizing the devastating impact of medical errors on individuals, families and institutions, the leadership at Lumis recognized the need for more accessible training techniques to significantly eliminate many of these errors. Lumis was founded in 2017 to address this critical mission.

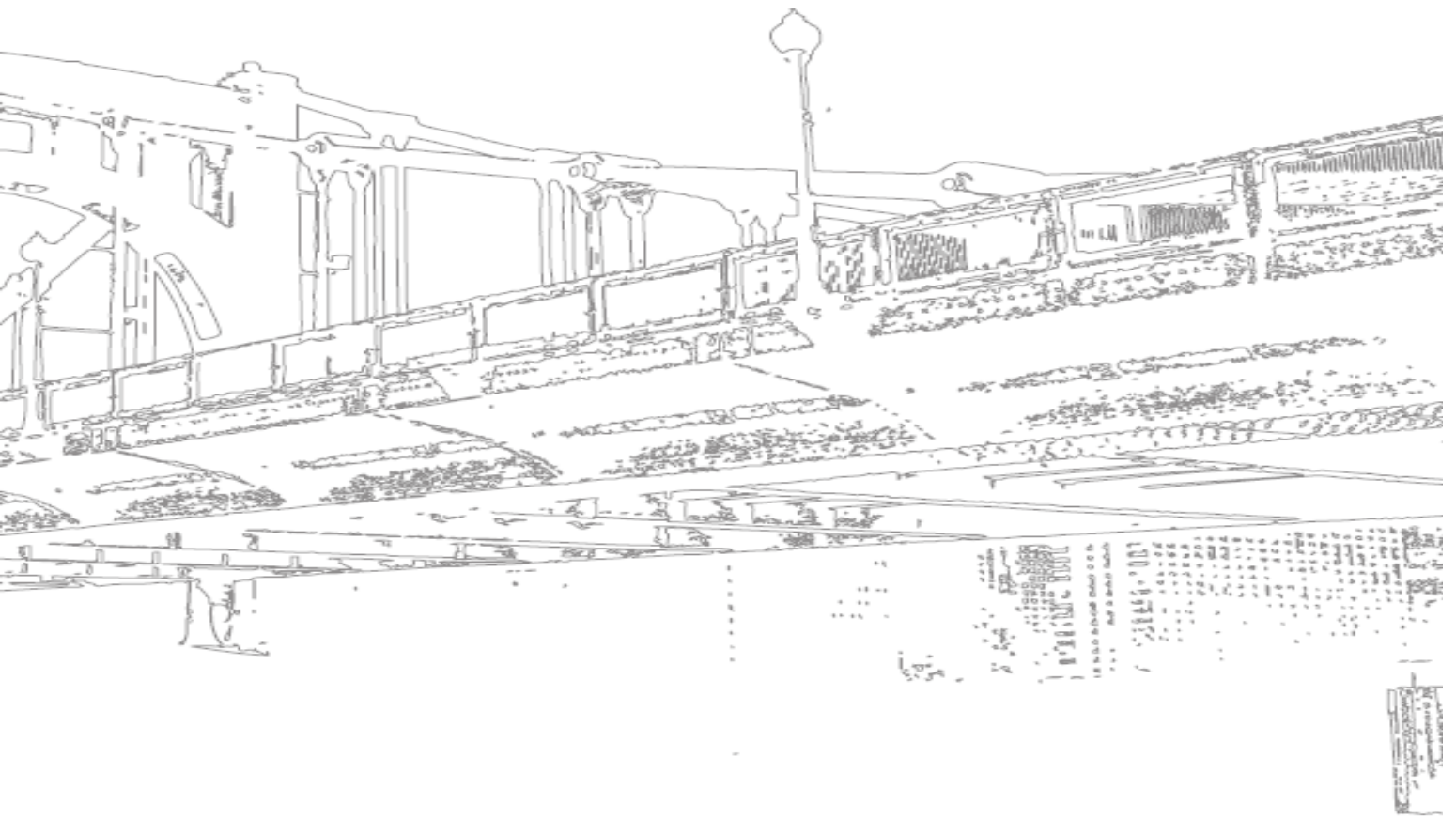
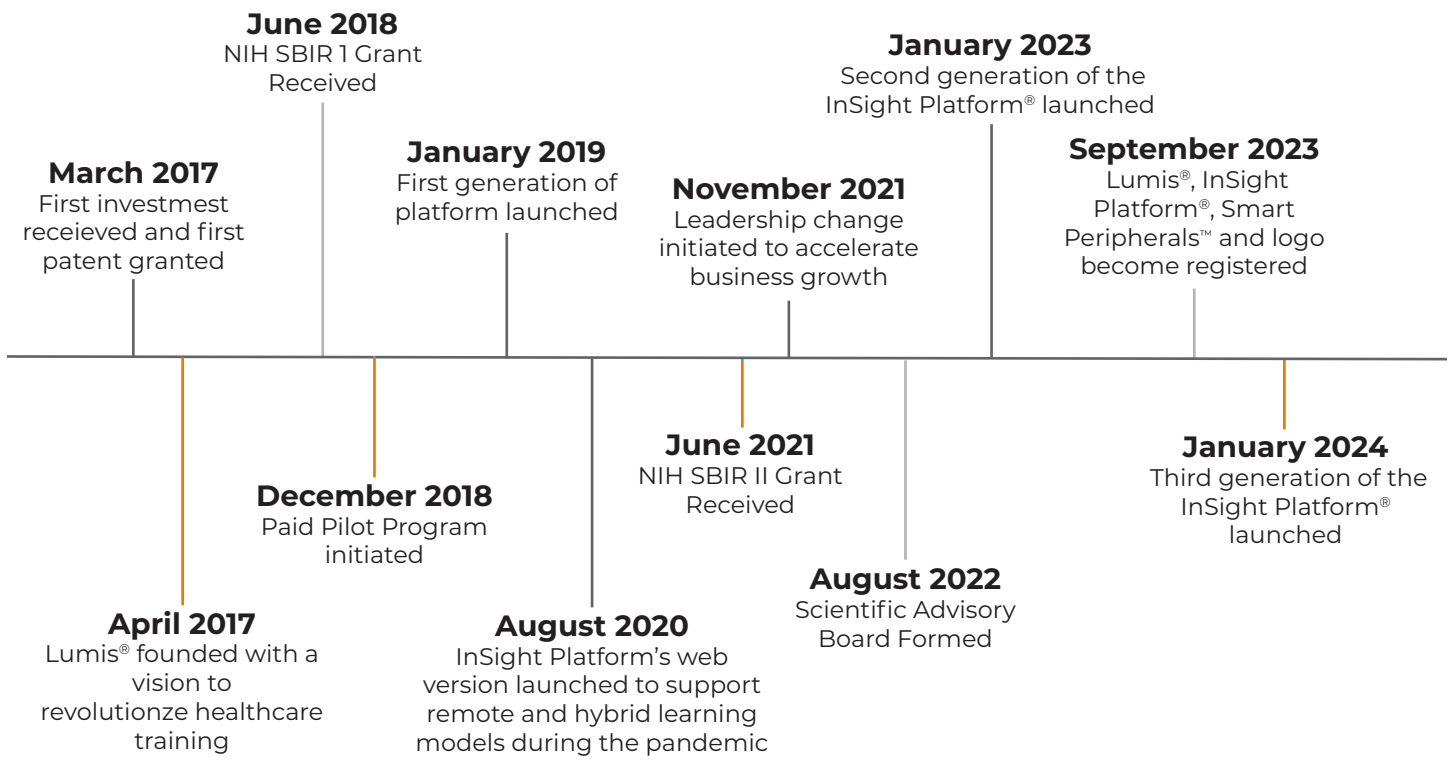
Built on years of R&D conducted at the University of Pittsburgh, a leading center for healthcare innovation, Lumis aims to disrupt traditional clinical and healthcare training by making it more immersive, accessible, and efficient.

Our team brings decades of experience in business, healthcare innovation, engineering, and clinical education to the company resulting in a customer-driven, groundbreaking solution. Our scientific advisors are distinguished thought leaders in the fields of healthcare training and medical simulation that enables us to continuously innovate.

Together, we are driven by the desire to offer better solutions to train the next generation of healthcare professionals.

Scan here to learn more about our team...





The InSight Platform[®]

1

AR System

An AR system that does not use headsets or a screen.

Smart Peripherals[™]

A suite of sensor-based Smart Peripherals that mimic clinical instruments to measure user actions and provide real-time feedback.

2

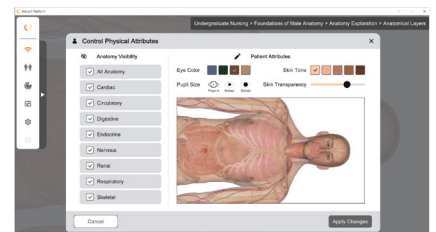

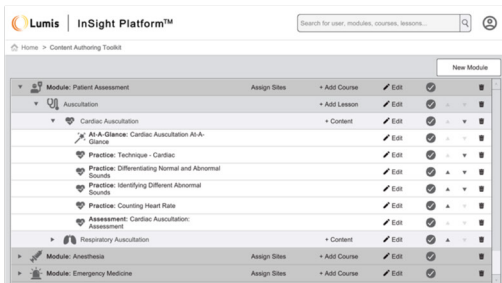
3

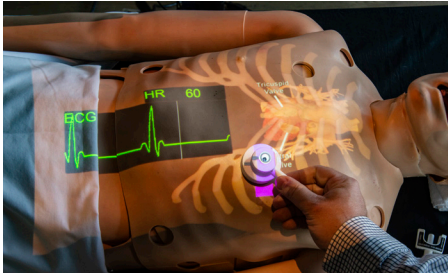
Cloud-Based Software Suite

A cloud-based software suite loaded with learning content, case-based assessments, and built-in proficiency metrics.



Summary			
	Required Accuracy: 50.0%	Your Accuracy: 87.5%	
3 Medication Selection	50% Sustungibine	Attempt 1	Attempt 2
4 Medication Administration	50% 50.0 mL of Propofol		
5 Medication Administration	50% 5 mL of Sustungibine		
6 Question: What would you like to do?	100% Isolate Patient		
7 Endotracheal Intubation	100% Esophageal	Esophageal	Depth of 22





Our state of the art technology can:

Expand on existing infrastructure while offering continued ROI




Scale as requirements, budgets, and programs grow

Customize to fit the curricular needs of your program

Immerse trainees into a realistic learning environment

Extend training by being available anytime, anywhere

Enhance team-based learning

	 InSight Platform	 Headsets	 Task Trainers
Integrates easily into any program	✓	✓	✓
Tactile manipulation layered with advanced visualization	✓	✗	✗
Built-in proficiency metrics and analytics	✓	✗	✗
Use with existing infrastructure	✓	✓	✗
24/7 access drives self-paced learning	✓	✗	✗
Team-based training	✓	✗	✓

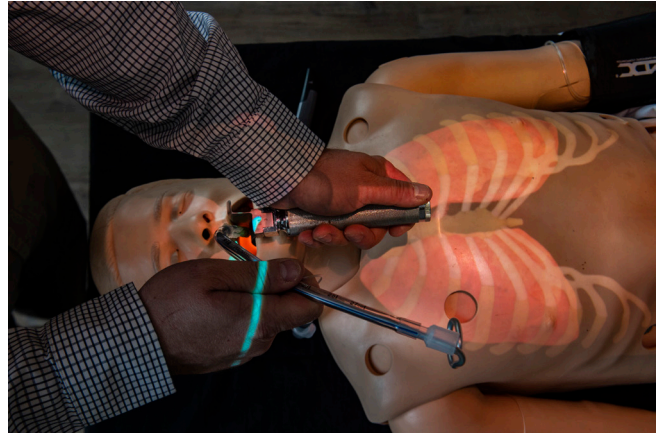
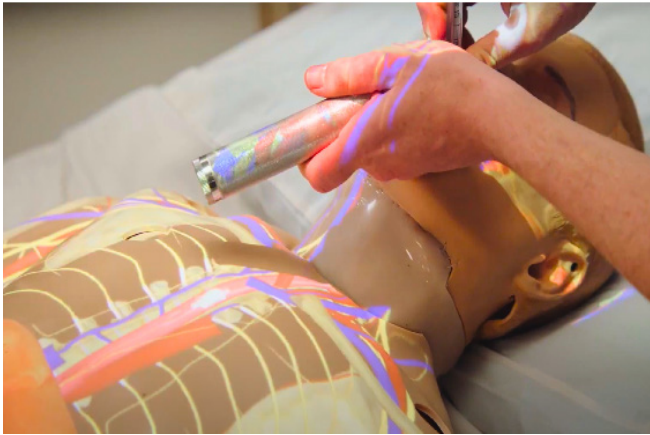
Scan here to learn more about our comprehensive InSight Platform®.



Hardware

Augmented Reality System

The InSight Platform® is a mobile AR training solution that elevates simulation instruction. Our technology merges the physical environment with a digital simulation to create a dynamic learning environment that provides a tactile and highly immersive experience. In addition, a controller allows instructors to make changes to simulation scenarios in real time.



Smart Peripherals™


Our sensor-based Smart Peripherals allow measurement of actions while providing real-time feedback to refine fundamental clinical concepts.



Smart Sleeve
Practice safe IV medication administration.



Smart Stethoscope
Learn to perform patient assessment.



Smart Scalpel
Explore and interact with patient anatomy.



Smart Airway
Learn to perform airway management procedures.



Smart Ultrasound
Learn the basics of ultrasound-guided procedures.



Smart Needle
Develop foundational skills in needle-based procedures.



Smart CPR
Learn to correctly administer CPR.



Smart Intranasal
Learn to correctly administer drugs intranasally.

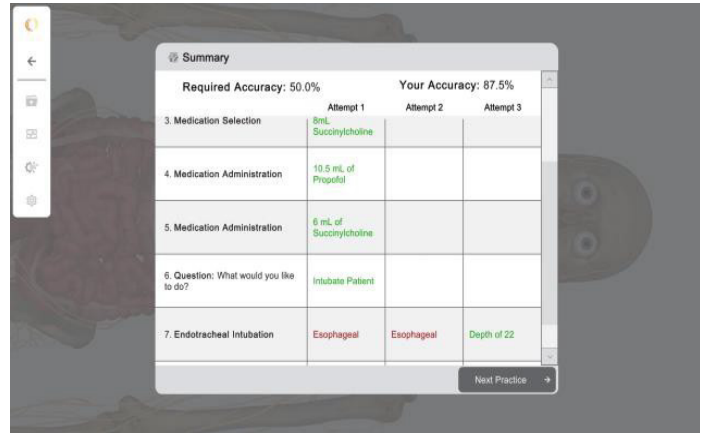
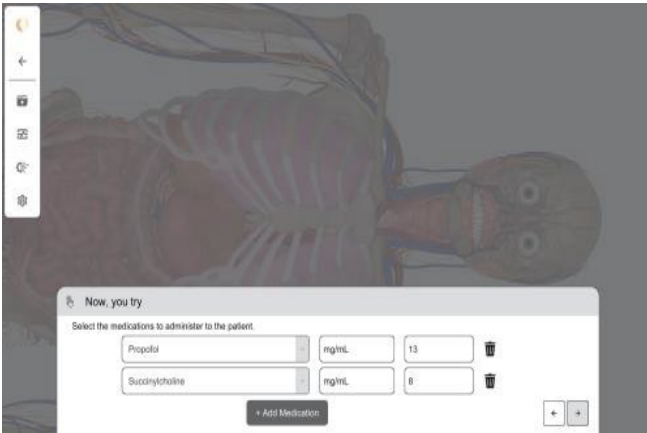


Smart BVM
Learn to correctly administer pressure ventilation.

Cloud-Based Software Suite

Our online software puts expertly developed content in the hands of students, anywhere, and at any time.

Self-guided learning modules with built-in proficiency metrics promote independent learning and reduce the burden on the instructor and institution.



Track Progress

Easily track student progress with built-in data analytics, and customizable proficiency metrics to personalize instruction.



Reinforce Learning

Reinforce learning with additional lesson-specific quizzes and real-time feedback.



24/7 Access

Access to learning content anywhere and at anytime allows trainees to master topics at their convenience.

Our Content Authoring Wizard provides additional control to educators by allowing them to develop their own content or add variability to content already built.

We have learning content customized for...

High School, Anatomy | Basic Life Support | Opioid Overdose Education | Adult and Pediatric Assessments

Career & Technical Education, Anatomy | Basic Life Support | Adult and Pediatric Assessments | Opioid Overdose Education | Pharmacology | Tests and Quizzes

Undergraduate Nursing, Foundational Anatomy | Basic Life Support | Opioid Overdose Education | Adult and Pediatric Assessments | Pharmacology | Tests and Quizzes

Graduate Nursing, Foundational Anatomy | Opioid Overdose Education | Adult and Pediatric Assessments | Pharmacology | Airway Management | Induction of Anesthesia & Complications | Case-Based Assessments

Medical School, Foundational Anatomy | Adult and Pediatric Assessments | Pharmacology | Airway Management | Induction of Anesthesia & Complications | Emergency Medicine | Critical Care | OBGYN | Case-Based Assessments

Allied Health, Foundational Anatomy | Basic Life Support | Adult and Pediatric Assessments | Opioid Overdose Education | Pharmacology | Tests and Quizzes

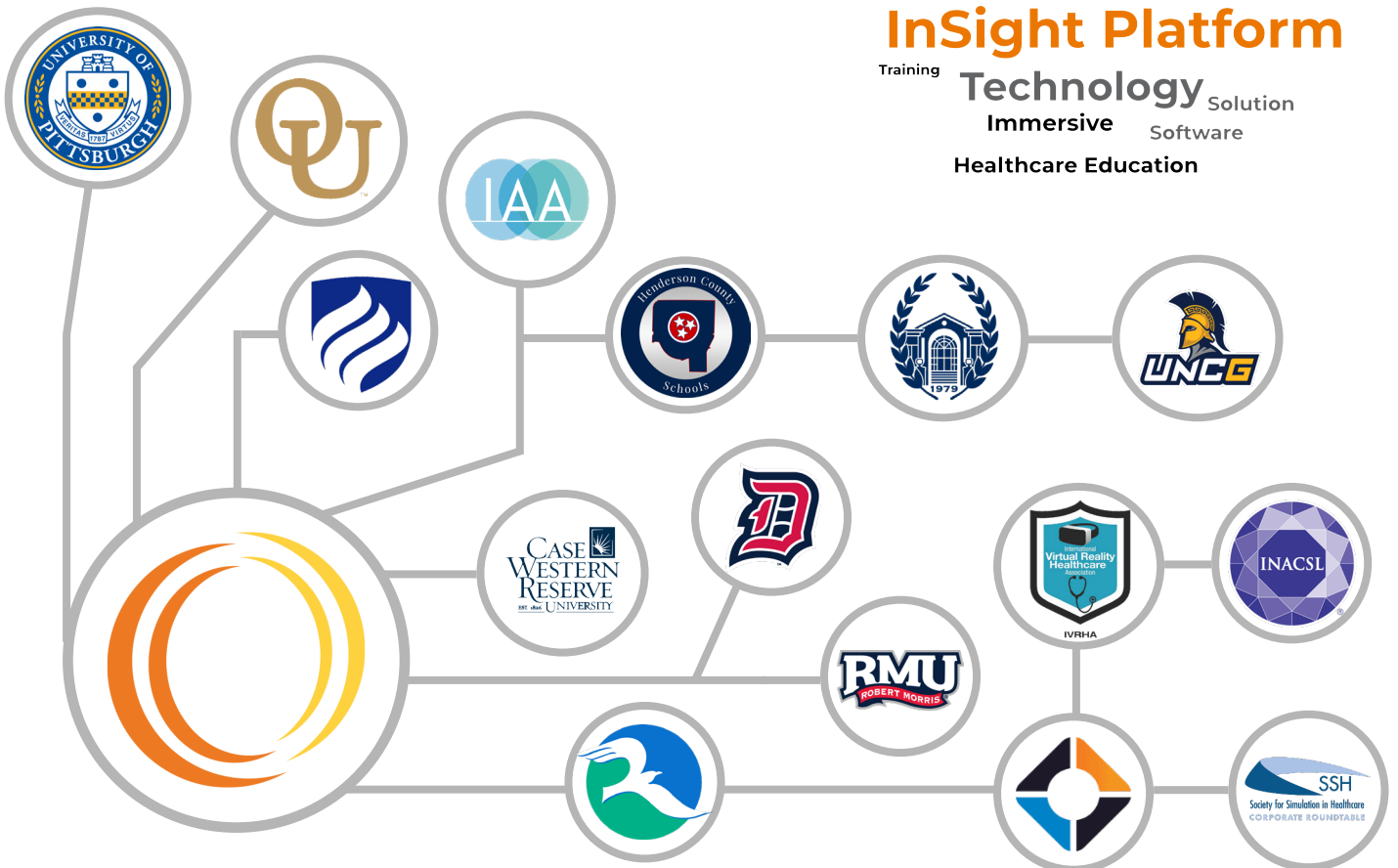
Markets



“
Innovation is key and this new technology in healthcare simulation will blow you away.


Distribution Partner

Customize
Cloud-Based
 Engaging **Augmented**
 Effective Practice **Peripherals** Revolutionary
 Simulation **Lumis** Medical Hands-free
InSight Platform
 Training **Technology** Solution
 Immersive Software
 Healthcare Education



Our Impact

Lumis In Action





"I think that Lumis' augmented reality platform offers so much more than traditional high-fidelity simulators. The self-paced learning is a bonus!"

Rosanna Henry
MSN, RN, CHSE, Assistant Dean, Clinical Skills
and Simulation
Duquesne University



Voices from Our Customers

Located in Pittsburgh, Pennsylvania, both Lumis® and Duquesne University have one very important mission in common — meticulously preparing the next generation of healthcare professionals to be successful.

This long-standing partnership began in 2020 when one of our very first investors at Idea Foundry, introduced one of our co-founders Doug Nelson to Mary Ellen Glasgow, PhD, Dean at Duquesne University's School of Nursing. The rest, as they say, is history.

It has been well over two years since Duquesne participated in a pilot project with Lumis and the partnership has grown from strength to strength.

We recently caught up with Rosanna Henry, MSN, RN, CHSE and Sue Williams, MSN, RN, CHSE to see how our InSight Platform® has helped them improve their training programs.

During our conversation with them, they shared that the university was in the process of comparing different technologies with hopes to enhance their current training practices and provide students with an immersive experience. One of those technologies was our InSight Platform. We were curious about what set our product apart from the many options they had and that was the start of an engaging

conversation with Rosanna and Sue.

What made you choose the InSight Platform over other solutions?

Rosanna: "The fact that students could use the system with minimal faculty guidance," was one of the selling points. Our platform's advanced capabilities and adaptability were also amongst their deciding factors.

Why do you think realism is critical in teaching the next generation of nursing professionals?

Rosanna: "Realism is critical for student comprehension...The images {advanced anatomical visualizations our platform displays} are amazing and help students to learn so much faster because of this hands-on approach," she says of the platform. She also shared with us that it speeds up student comprehension because they are able to connect concept to practice much faster than they would through a traditional learning approach. The InSight Platform allows for trainees to have an immersive experience whether learning remotely, in the simulation lab, or the classroom.

Scan here to read the full blog on our website and learn more about our longstanding partnership with Duquesne University...





You can see what happens and work through the process, without actually risking or endangering real people that we are trying to care for.

Student at
University of Central Florida
School of Medicine



Voices from Our Partners

The opioid epidemic is a prominent and growing problem in the United States and if we want to address this issue, we cannot ignore the disparities in treatment and prevention for all people.

The opioid epidemic can have devastating consequences. However, it is not only medical professionals and experts that can help reduce the abuse of prescription opioids and treat overdoses, but society at large is also vital in the fight against this epidemic. While it is important for community-based initiatives to receive training around opioid overdoses, it is equally as important to learn to factor in the diversity of the patient population in their care and intervention.

A key agent in the prevention of opioid overdoses is accessible and inclusive training tools that show a range of demographic attributes. With the majority of those who experience opioid related overdoses and deaths being of minority groups, it is crucial to have education tools and training technology which addresses this racial disparity. Backed by the National Institutes of Health (NIH), Lumis' InSight Platform® provides a comprehensive overdose education curriculum with customizable demographic attributes to enable variability in patient scenarios. Specifically, the opioid overdose modules can be configured to show the effects of opioid overdoses on an array of skin tones. With


symptoms of overdose showing up differently on different skin tones, this feature is especially important as it helps teach how to identify overdose, a critical first step towards getting patients accurate and effective treatment. For e.g. common signs of overdose are bluing / graying of the skin which is difficult to identify in a dark-skinned person.

Similarly, pinpoint pupils, another telltale sign, is often difficult to see in darker colored eyes than light ones. Allowing variability of patient demographics during training, not only builds a better prepared healthcare worker, but also helps reduce the implicit bias that is often subconsciously present.

The platform is tailored towards providing communities and lay people, first responders and healthcare professionals, with the tools they need to address this critical issue. This market has historically not used high-tech simulation equipment to provide training because of the cost and required personnel. We address this by providing a more affordable, easy to use solution that is still comprehensive so that we can put the right tools in the hands of stakeholders who did not previously have access to them.

Scan here to read the full blog on our website and learn more about our efforts to enable training to fight this epidemic...





Illuminating Healthcare Education